



Size Chart Field Hockey

MENS

Jerseys: F3 Basic, D5 Pro and D6 Hero, DLG5 Pro Goalie and DLG6 Hero Goalie / Polo XP5 Pro
Shorts: FP3 Basic, FP5 Pro and FP6 Hero
Softshell Team Jacket XJS5 Pro

owayo size	2	3	4	5	6	7	8	9	10	11	12
 Chest circumference (cm)	82-86	86-90	90-94	94-98	98-102	102-106	106-110	110-114	114-118	118-122	122-126
 Circumference of buttocks (cm)	86-90	90-94	94-98	98-102	102-106	106-110	110-114	114-118	118-122	122-126	126-130
International size	XS	S		M		L		XL		XXL	

KIDS

Jerseys: F1 Kids and FLG1 Kids Goalie / Shorts FP1 Kids


owayo size	98/104	110/116	122/128	134/140	146/152	158/164	170/176
Height (cm)	95-107	107-119	119-131	131-143	143-155	155-167	167-179
Age	2-4	4-6	6-8	8-10	10-12	12-14	14+

SOCKS


owayo size	Bambini	Junior	Senior
Shoe size	35-38	39-42	43-46

MENS / UNISEX

T-Shirts: Basic, Classic Bio, V-Kragen, Longsleeve / Poloshirt / Sweatshirt / Hoodie

owayo size	XS	S	M	L	XL	XXL	3XL
 Chest circumference (cm)	82-86	86-94	94-102	102-110	110-118	118-126	126-134

T-Shirt Couture

owayo size	2	3	4	5	6	7	8	9	10	11	12
 Chest circumference (cm)	82-86	86-90	90-94	94-98	98-102	102-106	106-110	110-114	114-118	118-122	122-126
International size	XS	S		M		L		XL		XXL	

KIDS

T-Shirt Classic Bio

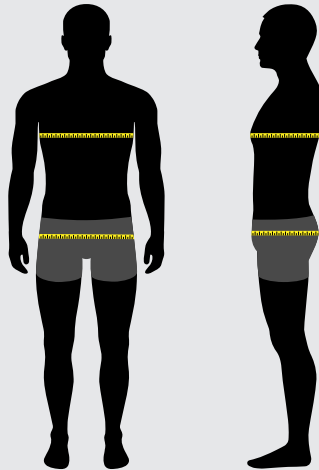
owayo size	XS	S	M	L	XL
Height (cm)	107-119	119-131	131-143	143-155	155-167
European size	110/116	122/128	134/140	146/152	158/164

Find the Right Size

We strongly recommend that you get samples to determine your preferred size and fit. If time constraints don't allow for samples, please refer to our sizing guide below.

In between two different sizes? If you like a looser fit, choose the larger size. Do you prefer your athletic wear to fit a bit tighter?

Then pick the smaller size.



Chest Circumference (A)

Wrap the tape measure around the widest part of your chest. Make sure that the tape measure is straight, parallel with the floor and not pulled too tightly.

Buttocks Circumference (B)

Measure around the widest part of your hips and buttocks. Stand with your feet as wide apart as your hips, and be sure that the tape measure is straight, parallel with the floor, and not pulled too tightly.